

SDFC-L



Dust collector type SDFC-L is a compressed air cleaned cartridge filter for continuous filtration of fine dust. The filter has a built in fan with a capacity of up to 1500 m³/h air. The circular gas inlet and outlet, can be swiveled to an optional position as the filter consists of several reciprocally adjustable parts. The separator can be located indoors or outdoors, if it is placed with protection from the weather.

Filter cleaning

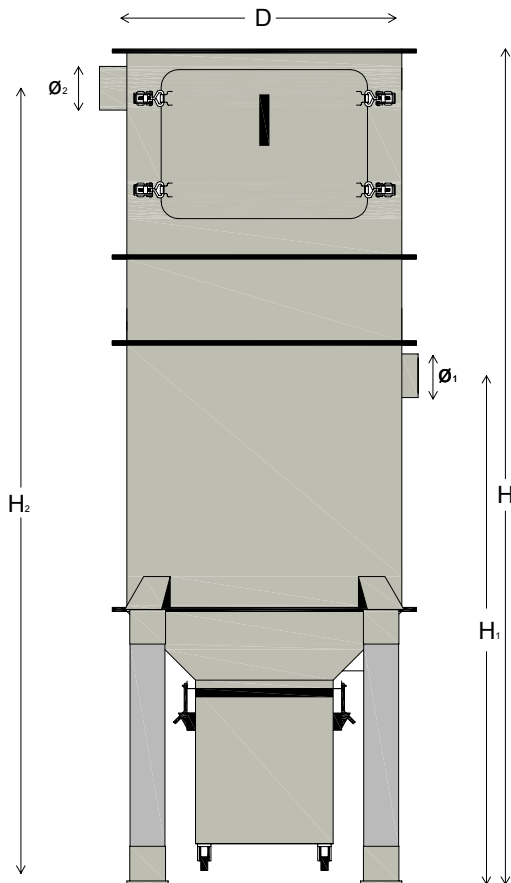
The dust laden air is filtered through a filter cartridge, where the dust sticks to the outside. The filter cartridges are cleaned with short bursts of compressed air. Cleaning of the cartridges is done through a separate steering central or by cleaning automatics e.g. MT (extra equipment). For the most effective cleaning, the cartridges should also be cleaned when the fan is turned off.

Dust container

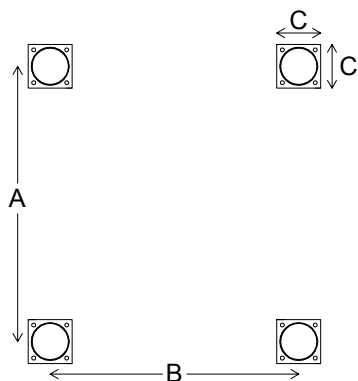
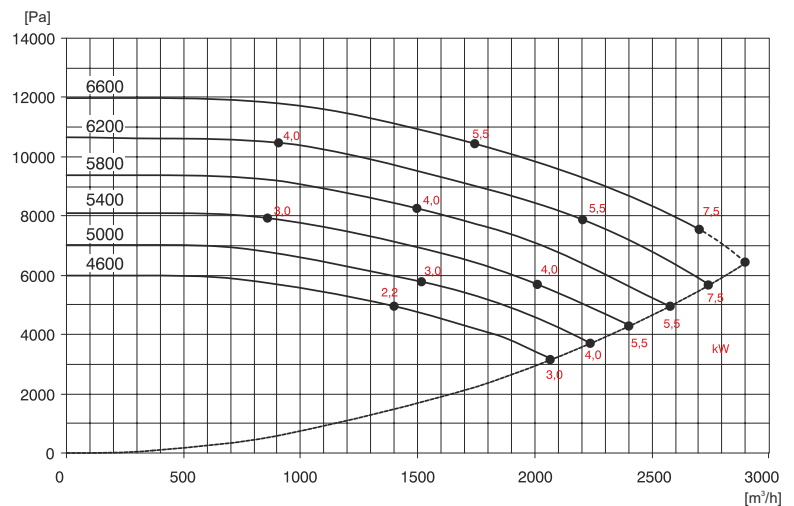
The dust is collected in a dust container, equipped with a plastic bag. The amount of dust should regularly be controlled and the plastic bag replaced if needed. The container can also, as an optional device, be equipped with a level sensor with an alarm protection against overfilling.

SDFC-L

Technical data



	SDFC-L
D (mm)	800
H (mm)	3000
H ₁ (mm)	1730
H ₂ (mm)	2587
Ø ₁ inl. (mm)	127
Ø ₂ outl. (mm)	160
A (mm)	715
B (mm)	715
C (mm)	120
Filter (m ²)	10,5
No. of cartridges	1
No. of valves	1
Motor effect (kW)	4
Container (l)	90
Weight (kg)	250



Compressed air requirement: max 2 l/s, 4,5 bar, free of oil and water. Maximum gas temperature: +60° C.

The following service spaces need to be considered: minimum 800 mm in front of the filter and 500 mm above the filter.

SDFC-L

Installation and maintenance

NB Service switches for fans must be turned off during maintenance. Use protective gloves, safety goggles and face mask.

Setting up

The separator must be installed on a flat and sturdy foundation, indoors or outdoors if protected from the weather. It consists of several reciprocally adjustable parts, as follows:

- Container for emptying with a dust liner
- Swivelling inlet section
- Filter section
- Swivelling outlet section/clean gas section with cleaning valves.

Loosen the ribbon clamps and position each section so that the service hatch and connection sleeves are aligned in a suitable way. Then tighten the ribbon clamps. Connect the channel for dust-laden air to the sleeve on the inlet section and the channel for clean air to the sleeve on the outlet section/clean gas section. Fit the supplied pressure equalization hose between the sleeve on the outlet and the sleeve on the dust container. The hose gives rise to an under pressure in the container to keep the plastic bag in place. The hose is to be fitted with slack so that the dust container can be removed when changing the plastic bag. Connect clean compressed air that is free of oil and water to the connection on the separator's upper section. Maximum air pressure 5-7 bar. All electric installing should be done by a professional electrician.

Before putting into service, make sure that

- The compressed air has the right pressure.
- All connections are airtight and secure.
- The filter cartridges are correctly located.
- The inspection hatch is closed properly
- There is a plastic liner in the container.

SDFC-L

Regular maintenance

- The hoses should be controlled twice a year and, if needed, replaced. Filter hoses are consumables with a limited service-life; they normally need to be changed every two years.
- The plastic liner should be controlled regularly, about once a week and if needed, be changed.
- The hatches need to be controlled regularly to see if any leakage has occurred. If needed, the hatches should be tightened.

Spare parts and troubleshooting

No cleaning

- No compressed air or power
- Dirt in magnet valve
- Fault in control centre

Dust on clean side of filter

- Loose filter cartridges
- Defective filter cartridges

No extraction even though fan is working

- Blockage in pipe system
- Clogged filter cartridges
- Fault in control system

Spare parts

	Description	For:
PLBA-99	Plastic bag	SDFC-L
FP-0750	Filter cartridge L=600 mm	SDFC-L (1 pc)
100097	Solenoid valve 1", 230 V 90°	SDFC-L
2-SPZ-95/2-SPZ-170	Pulley fan/motor	SDFC-L
1610-24/2012-28	Bushing fan/motor	SDFC-L
XPZ-1250	Belt	SDFC-L (2 pc)

Declaration of conformity according to EU Directive 2006/42/EC.

Be aware that the unit may not go into service until the machine or the system it is to be included in, complies with the requirements of the EU machinery directive.